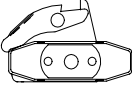




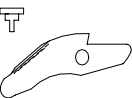
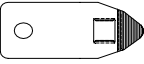



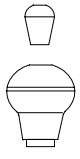
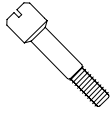
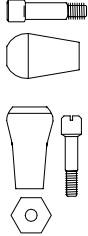



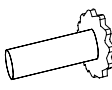


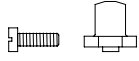

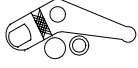

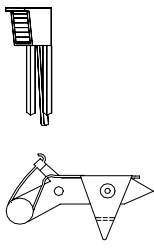
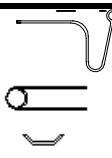
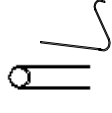
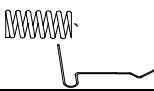




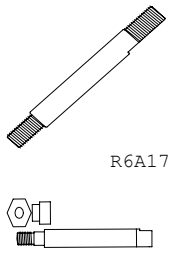
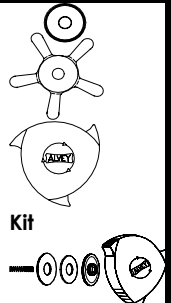
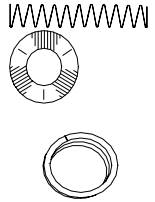


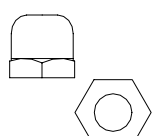
ALVEY REELS
PARTS LIST
 March 2002
Ausfish.com.au

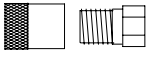









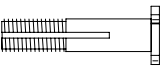

Available from your local Alvey
 Reel Stockist or via mail order via
 Ausfish.com.au
 (Minimum purchase AUD\$20.00 +
 Shipping on parts ordered from
 Ausfish.com.au)



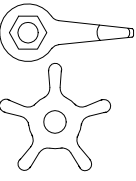
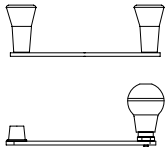


SKETCH	REF NO	PART & MODEL	Price
		Base Assembly without Guide	
	R2A1	35,40A,40C,45A,45C,475A,50,500A,500C,55,60,600,6000,625	17.50
	R2A2	550,650,6500,651,700,720	19.00
	R2A4	40B	4.60
	R2A5	4000 XT	5.00
		Base with Rivets (Boat Reels)	
	R2C1	355,455,456	7.00
	R2C2	520,525,655,725	7.80
	R2C3	925	8.60
	R2C4	355E NZ,425B,455B,456B	5.00
		Base Bolt	
		◆ 10 units minimum purchase	
	R2D1 ◆	35,40A,40C,45A,45C,475A,50,500A,500C,55	1.80
	R2D2 ◆	550,60,600,6000,625,650,6500,651,700,720	1.80
	R2D3 ◆	40B	.90
	R2D4 ◆	425B,455B,456B	.60
	R2D5 ◆	355	.60
		Bolt, Nut and Washer set	
	R2DEF1	Suits S/steel Backed Models - See R2D1 Above	5.80
	R2DEF2	Suits S/steel Backed Models - See R2D2 Above	5.80
		Base Washer – Micarta	
		◆ 10 units minimum purchase	
	R2E1 ◆	ALL stainless steel back sidecast models	.60
	R2E2 ◆	40B	.60
		Base Bolt Nut	
		◆ 10 units minimum purchase	
	R2F1 ◆	ALL sidecast models	1.00
	R2F2 ◆	355,425B,455B,456B	.70
		Base Lock Spring	
	R2G1	35	5.00
	R2G2	40A,40C	5.00
	R2G3	45A,45C	5.00
	R2G6	475A,50,500A,500C	5.00
	R2G7	55	6.00
	R2G8	550	6.00
	R2G9	60,600A,600C	6.00
	R2G10	650A,650C,651A	6.00
	R2G11	651C,651E,700,720	6.00
	R2G12	600B,600BC,6000	6.00
	R2G13	650B,650BC,650GRBC,6500	6.00
		Base Lever & Rivet	
	R2H1	35,40A,40C,45A,45C,475A,50,500A,500C,55,60,600,6000,625	4.60
	R2H2	550,650,6500,651,700,720	5.00
		Base Lock Spring Clip	
	R2J1	35,40A,40C,45A,45C,475A,50,500A,500C,55,60,600A,600C	4.60
	R2J2	550,650A,650C,651,700,720	4.60
		Base Assembly Spring	
	R2K	40B,475B,500B,500BC	4.60
		Base Washer / Spindle Washer S/S	
		◆ 10 units minimum purchase	
	R2L1 ◆	ALL sidecast models	.60
	R2L2 ◆	475B	.60


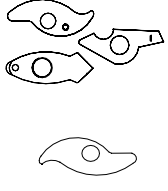
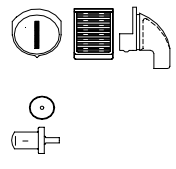
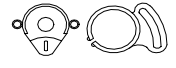

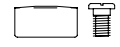
SKETCH	REF NO	PART & MODEL	Price
	R2M1	Base Lock Spring Screw & Nut 651C,651E,700,720	5.80
	R4D1 R4D2 R4D3 R4D4 R4D5 R4D6 R4D7 R4D8	Handle Only 35,355, 355E NZ 40A,40B,45A,45B,455E,50A,500A1,500B,5000XT 40C,425B,45C,456,456B,500A5,500C,55,550A,60,600A,600B 520,550C,600BC,600C,6000,650A,650B 525,650BC,650C,650E,650GRBC,6500,651,655,700,725,925 425B,475 456/98,600A/98,600B/98,625B 425BE,475/00	4.40 4.60 4.80 5.00 5.40 4.80 5.00 4.80
	R4E1 R4E2 R4E3 R4E4 R4E5 R4E8 R4E9 R4E11 R4E12 R4E15	Handle Screw 35,355 40B,500B,5000XT 40A,45A,45B,455E,50A,500A1 40C,425B,45C,456,456B,475,500A5 500C,55,550A,60,600A,600B 550C,600C,650A,650B,650E,651A,651E,655,700A,700E,720,725A, 925A 520,600BC,6000 525,650BC,650C,650GRBC,6500,651C,655C,700C,725C,925C 500A3,550A3,600A3 650A3,700A3 425BE,456/98,600A/98,600B/98,625B	4.80 4.80 4.80 4.80 5.20 5.20 5.20 7.00 7.00 5.20
	R4F1 R4F2 R4F3 R4F4 R4F5 R4F6 R4F7 R4F8 R4F9 R4F10 R4F11 R4F13 R4F14 R4F15 R4F16	Handle Assembly 35,355,355E NZ 40B,500B,5000XT 40A,45A,45B,455E,50A,500A1 40C,425,45C,456,456B,500A5,500C555,550A,60,600A,600B 550C,600C,650A,650B 650E,651A,651E,655A,700A,700E,720,925A 525,650BC,650C,650GRBC,6500,651C,655C,700C,725C,925C 520 700A3 500A3,550A3,600A3 650A3 425B,455B,475,500B-L 600BC,6000 625B,600B/98(No Locknut) 425BE	5.40 5.80 5.80 6.00 7.50 7.50 8.50 7.50 11.00 8.60 10.90 5.40 7.00 7.50 7.50
	R4G1 ♦ R4G2 ♦	Handle Lock Nut ♦ 10 units minimum purchase 40,425,45,455B,456,456B,475,50,500A,500C,550A,55,60,600A,600B, 600BC,6000 525,550,600C,650,6500,651,655,700,720,725,925	. .90 1.20
	R4H1 ♦ R4H2 ♦	Felt Plug ♦ 10 units minimum purchase 40,425,45,456,456B,500,55,550A,60A,600A,600B 456/98,520,525,550C,600A/98,600C,600BC,600B/98,6000,625B, 650,6500,651,655,700,720,725,925	.60 .60
	R4J1 R4J9	Ball Bearing 475A,475B 475TCS	6.00 5.00
	R4K1 R4K2 R4K3 R4K4 R4K5	Tube & Wheel Assembly A3/A22 Reels 500A3 550A3,600A3 650A3,700A3,725A22,925A22 475A 475B	12.00 13.00 14.00 6.00 6.00
	R4L1	Brass Spacer 475	5.00
	R4M1 R4M2	Handle Plate Wooden Reels 500A3,550A3,600A3 650A3,700A3	6.00 6.00

SKETCH	REF NO	PART & MODEL	Price
	R5A1 R5A2	Ratchet Knob & Screw Only 35,40A,355,455E,456A,45A,475A,500A,50A,520A,55A 40C,45C,500C,525,550,55,600A,600C,60,650A,650C,650E,700, 720,725,925	4.80 4.80
	R5B1 R5B2 R5B3 R5B4 R5B5 R5B6 R5B7	Ratchet Wheel 500BC 355,455E 456,500A,500C,55,60 600A,600B,600BC,6000,650A 525C,550C,600C,650C,650E,6500,651C,651E,700C,700E,720, 725,925 45B,455B,456B 500B/98,5000XT	5.00 5.00 5.00 5.00 5.00 5.00 5.00
	R5C1 R5C2 R5C3 R5C5 R5C6	Drag Lever & Rivet 45,455,500 525,55,550,60,600,650,651,655,700,720,725,925 475B 650GRBC 600BCXL/01,6000,650BCXL/01,6500	5.40 7.20 5.60
	R5D1 R5D2	Ratchet & Drag Spring Set 40C,45C,500C,55C,60C,650C SILENT DRAG 550C,600C,651C,700C,525C,655C,725C,925C	4.80 4.80
	R5E1 R5E2 R5E3 R5E4 R5E5 R5E6 R5E7 R5E8 R5E9 R5E10	Ratchet Assembly 35,40A,45A 355E,355E NZ,455E,456A,475A,50A,500A,520,55A 550A,600A,650A,651A,655A,700A,725A,925A 40C,45C,455C 456C,50C,500C,515,55C,60 525,550C,600C,650C,650E,651C,651E,655C,700C,700E,720, 725C,925C 500B 600B,600BC,650B,650BC 425B,45B,455B,456B,500B/98,5000XT 600B01,600BC01,6000BCV,625B01,650B01,650BC01,6500BCV	5.40 5.40 7.80 7.80 7.80 7.80 5.00 5.00 5.00 5.00
	R5F1 ♦ R5F2 ♦ R5G2 ♦ R5F3 ♦ R5F4 ♦	Ratchet Spring/Ratchet Lever Spring ♦ 10 units minimum purchase 355,355E NZ,455E,456,475A,50A,500A,520,55A ALL OTHER MODELS EXCEPT BELOW 40B,500B,600B,650B,600BC,650BC 500BC 600B,600BC,650B,650BC	.60 .60 .80 1.80 .80
	R5G1 ♦ R5G2 ♦ R5G3 ♦ R5G4 R5G5	Drag Pawl Spring ♦ 10 units minimum purchase HEAVY DUTY SPRING – NON SILENT DRAG 40B,500B,600B,650B,600BC,650BC 40C,45C,500C,55C,60C,6000,650C5,(ALL SILENT DRAG),6500 425B 650GRBC	.70 .80 .70 .70
	R5H1 ♦ R5H2 ♦	Drag Lever Spring ♦ 10 units minimum purchase ALL metal back drag reels 425B,45B,455B,456B,475B,500B/98,5000XT	.70 .70
	R5J1	Drag Indicator Pin 500BCXL, 600BCXL,6000, 650BCXL,6500	1.10
	R5K1	Drag On Off Activating Cam 600BCXL,6000,650BCXL,6500	1.10

SKETCH	REF NO	PART & MODEL	Price
 <p>R6A17</p>	Spindle		
	R6A1	35,40A,45A,50A,500A,55A,500B,5000XT	6.00
	R6A1NZ	355ENZ,455B,45B,475TCS	6.00
	R6A2	355E,455E	6.00
	R6A4	456A,60A	6.00
	R6A6	475A	6.00
	R6A7	550A	9.40
	R6A8	520,600A	9.40
	R6A9	650A,651A,655A,700A,725A,925A	9.40
	R6A10	40C,425,45C,455C,456C,500C,55C,60C	6.00
	R6A11	600C,650E,651E,700E,720	9.40
	R6A12	525,550C,650C,651C,655C,700C,725C,925C	9.40
	R6A13	40B	5.40
	R6A14	600B	9.40
	R6A15	500BC	6.00
	R6A16	475B	6.00
	R6A17	600BC,600BCV	7.80
	R6A18	650BC,650BCV	9.40
	R6A19	650B	9.40
	R6A20	456B	6.00
	R6A22	425B	13.20
	R6A23	425BE	6.00
	R6A24	40B XL	6.00
	R6A25	650GRBC	6.00
	 <p>Kit</p>	Spindle Nut	
R6B3		355E NZ,45B,456A,500A,5000XT,55A,60A	6.00
R6B4		550A,600B,651A,700A	6.00
R6B5		520	6.00
R6B6		600A,650A,655A,725A,925A	6.00
R6B7		35,40A,45A,45B,50A,500B	5.60
R6B9		650B	10.50
R6B9KIT		600A,600B,650A,651A,700A,925A	11.80
R6B10		455B,456B,625B	9.80
R6B11		456B HOLLOW INSERT	9.80
R6B12		475TCS	
		Spindle Spring	
		◆ 10 units minimum purchase	
	R6C1 ◆	35,40A,45A,50A,500A1	.70
	R6C2	550A	.70
	R6C3 ◆	520,600A,600B,650A,651A,700A,725A,925A	.70
	R6C4 ◆	355,40B,40C,425,45C,455,456C,475,500BC,500C,55C,60C,600BC,6000	.70
	R6C5 ◆	525,550C,600C,650CE,651CE,655C,650B,650BC,650GRBC,6500,700CE,720,725C,925C	.70
R6C6 ◆	355ENZ,45B,475TCS,500A,500B,5000XT,55A,60A	.70	
R6C7 ◆	455B,456B,600BXL,625B	.70	
	Spindle D Washer		
		◆ 10 units minimum purchase	
	R6D1 ◆	35,355E,40,45,455E,475TCS,50A,500B,500BC,500C,55C,60C,600BC,6000	.60
	R6D2 ◆	525,550,600C,650C,650E,650GRBC,6500,651C,651E,655C,700C,700E,720,725C,925C	.60
R6D3 ◆	650B	.80	
R6D4 ◆	40BXL,455B,456A,456B,5000XT,625B	.80	
	Spindle Screw		
	R6E1	35,40A,355ENZ,45A,45B,456B,475TCS,50A,500A,500B,5000XT,55A,550A,60A	4.50
	R6E2	355E,40B,40C,425,45C,455,456C,500BC,500C,55C,60C,600BC 6000	6.00
	R6E3	520,600A,600B,650A,651A,655A,700A,725A,925A	6.00
	R6E4	525,550C,600C,650C,650BC,650GRBC,6500,651C,655C,700C,720,725C,925C	7.00
R6E5	475	6.00	
	Spindle Hex Nut		
		◆ 10 units minimum purchase	
	R6F1 ◆	35,355,40A,40C,425,45,455,456B,475A,50,500,5000XT,520,55,550A,60,600A,600B,600BC,6000	1.00
R6F2 ◆	40B,475B ◆	1.00	
R6F3 ◆	355E NZ,625B,600BXL,650B,650BC,6500	1.40	

SKETCH	REF NO	PART & MODEL	Price
	R6G1 R6G2	Spindle Grease Cap & Nut 525,550C,600C,650,651,655,700,720,725,925 AS ABOVE . CAP ONLY	6.60 5.00
	R6J1 ♦ R6J2 ♦ R6J3 ♦ R6J4 ♦ R6J5 ♦ R6J6 ♦ R6J7 R6J8 R6J9	Spindle Fibre Washer ♦ 10 units minimum purchase 35,355,355E NZ,40B,40C,425,45,455,456B,500B/98,500C,5000XT, 55C,60C 456,50A,500A,55A,60A 520 550A,600A,650A,651A,655A,700A,725A,925A 525,550C,600C,615,650CE,651CE,655C,700CE,720,725C,925C 600B,650B,650BC,6500 425B 650GRBC 475TCS	.60 .60 .60 .60 .60 80 .80 .80 .60
	R6L1 R6L2 R6L3	Spindle Washer Set 456A,456B,625B 600B 355NZ	4.80 4.80 4.80
	R6M1	Spool Stationary Plate A3/A22 Reels 600A3,650A3,700A3,725A22,925A22	8.50
	R601 R602	Spindle Washer Nylon 500A,55A,60A 520,600A,600B,650A,651A,655A,700A,725A,925A	1.00 1.00
	R6P1 ♦ R6P2 ♦	Spindle Nitrile Washer ♦ 10 units minimum purchase 355A,40B,40C,425,45C,455,456C,500BC,500C55C,60C,600BC 525,550C,600C,650C,650BC,651C,655C,700C,720,725C,925C	.70 .70
	R6Q1 ♦ R6Q2 ♦ R6Q3 ♦	Friction Tube 'O' Ring ♦ 10 units minimum purchase 650BC,650E,651E,700E,720 600BC 40BXL	.60 .60 .60
	R6R1 ♦ R6R2 ♦	Spool Tension Washer Fibre ♦ 10 units minimum purchase 520,600A,650A,650B,651A,700A,725A,925A 40BXL,456B,5000XT	.60 .60
	R6T1 ♦ R6T2 ♦	Spool Tension Washer Nitrile ♦ 10 units minimum purchase 40B XL, 456B,5000XT 600B, 650B	1.00 1.00
	R6U1 ♦	Spool Tension Washer Tigafloor ♦ 10 units minimum purchase 425B,600BXL	.80
	R7A1 R7A2 R7A3 R7A4 R7A5 R7A6 R7A7 R7A8	Drag Friction Tube 40,425,45,455,500C,55 425B,60 600C,650E,651E,700E,720 525,550,650BC,650C,651C,655,700C,725,925 500BC 600BC 40B XL 425BE	12.00 13.00 21.80 21.80 8.00 14.00 4.00 12.00
	R7B1 R7B2 R7B4 R7B5 R7B6 R7B7 R7B8 R7B9 R7B10 R7B11 R7B12 R7B13 R7B14	Drag Clutch Washers Metal 40,45,455,500BC 425 500C,55,60 525,550,600,650,655,700 651,720,725,925 600BC 650BC 425B 650GRBC 600BCV 650BCV 500BCXLMk2 500BC	3.00 6.60 6.60 7.40 8.40 6.60 7.40 6.60 10.00 7.00 8.40 6.60 6.60

SKETCH	REF NO	PART & MODEL	Price
	Drag Clutch Washers Metal & Fibre		
	R7B/C1	40,45,455,500BC	5.00
	R7B/C2	425	10.60
	R7B/C4	500C,55,60,	9.00
	R7B/C5	525,550,600,650,655,700	10.80
	R7B/C6	651,720,725,925	12.00
	R7B/C7	600BC	10.60
	R7B/C8	650BC	12.00
	R7B/C9	425B	10.60
	R7B/C10	650GRBC	17.00
	R7B/C11	600BCV	10.80
	R7B/C12	650BCV	13.40
	R7B/C13	500BCXLMkII	10.00
	R7B/C14	500BC	10.00
	Drag Clutch Washers Fibre Teflon		
	R7C1	40,45,455,515	3.00
	R7C1T	500BC TEFLON	4.00
	R7C2	425	6.00
	R7C3T	SINGLE 650 TEFLON WASHER	6.00
	R7C4	500C,55,60	4.80
	R7C5	525,550,600,650,655,700	5.40
	R7C5T	AS ABOVE TEFLON	8.00
	R7C6	651,720,725,925	5.80
	R7C6T	AS ABOVE TEFLON	9.40
	R7C7	600BC	5.70
	R7C8	650BC	6.50
	R7C9	425B	6.00
	R7C10	650GRBC	10.00
R7C11	600BCV	5.70	
R7C12	650BCV	7.40	
R7C13	500BCXLMkII	5.20	
R7C14	500BC	5.20	
	Drag Adjusting Nut/Lever		
	R7D1	40	6.40
	R7D2	425	15.00
	R7D3	45,455,500,500BC,55,60	7.50
	R7D5	525,550,600C,650,651,655,700,720,725,925	19.90
	R7D6	600BC	8.80
	R7D7	650BC	9.00
	R7D8	650GRC,650GRBC	22.00
	R7D9	500BCXL,600BCXL,6000	10.00
	R7D10	650BCXL,6500	10.00
	Drag Handle Plate Assembly "C" Type Reels		
	R7E1	40	15.30
	R7E2	425	15.30
	R7E3	45,455,500BC	19.80
	R7E5	456	19.80
	R7E6	500C,55	19.80
	R7E7	550,600C	22.20
	R7E8	60	27.60
	R7E10	525,650,651	27.60
	R7E11	655	27.60
	R7E12	700	27.60
	R7E13	725	27.60
	R7E14	925	27.60
	R7E15	600BC,6000	15.30
R7E16	650BC,650C5HR,650GRBC,6500	17.40	
R7E17	500BCXL	15.30	
	Drag Handle Plate Lock Nut		
	R7F1 ♦	◆ 10 units minimum purchase 40,425,45,455,456,500,55,60,600BC,6000	1.00
	R7F2 ♦	◆ 10 units minimum purchase 525,550,600,650,6500,651,655,700,725,925	1.00
	R7F3	Lock Nut Kit 925C52	8.40
	R7F4	500BCXL,600BCXL	7.00
R7F5	650BCXL	8.00	
	Nitrile Washer		
R7G1 ♦	◆ 10 units minimum purchase 500BC,600B,650B	1.00	

SKETCH	REF NO	PART & MODEL	Price
	R7H1 ♦ R7H2 ♦ R7H3	Fibre Washer for Friction Tube ♦ 10 units minimum purchase 525,550,650BC,650C,6500,651C,655,700C,725,925 425B,425BE 650GRBC	. 40 .80 .80
	R7J1 ♦ R7J1LH R7J2 ♦ R7J2BCLH R7J2LH R7J3 R7J4 ♦ R7J4LH R7J4BCLH R7J5 R7J6 R7J6LH R7J7 R7J8 R7J8LH	Drag Pawl ♦ 10 units minimum purchase 40C,425,45,455,456,500C,55,60 40C,425,45,455,456,500C,55,60 525,550,600,615,650,651,655,700,720,725,925 <u>600BC LEFT HAND</u> 525,550,600,615,650,651,655,700,720,725,925 40B 600BC,6000,650BC,650C5,6500,651,700,725,925 (SILENT DRAG) 650C,650E,651,655,700,720,725,925 LEFT/HSILENTDRAG <u>650BC LEFT HAND</u> 500BC 425B 425B LEFTHAND 650 GRBC - Special Flattened R7J2 500BCMKII <u>500BCMKII LEFT HAND</u>	.90 .90 2.0 3.30 3.30 2.00 4.00 4.00 4.00 2.00 2.00 2.00 4.00 2.00 2.00
Drag Knobs Plastic 	R7K1 R7K2 R7K3 R7K4 R7K5 R7K6 R7K7 R7K9 R7K10 R7K12	Drag Knob & Wheel 40C,425,45,455,456,500C,55,60 525,550,600,615,650,651,655,700,720,725,925 500B 600B,650B,650BC, 650GRBC 475B 500BC 40B 425B 6000BCV,6500BCV 500BCMKII	5.00 5.00 5.00 5.00 5.00 5.00 5.00 7.00 5.10 5.00
	R7L1 R7L2 R7L3	Silent Drag Cam 650BC,650C,6500,651C5,700C5,725C52,925C52 500BC 600BC,6000	5.00 5.00 5.00
	R7M1 R7M2 R7M3 R7M4 R7M5 R7M6	Drag Pawl Rivet & Bush 40C,425,45,500,55,60 525,550,600C,650C,650E,655 651C,651E,700,720,725,925 600BC,6000,650BC,6500 425B 650GRBC	1.60 1.60 1.60 1.00 1.00 1.60
	R7P1 R7P2	Balance Weight & Screw 700C 425BE	9.00 7.00
	R8A1 R8A2 R8A3	Idler Gear Assembly Friction Tube Gear Assembly Assembly Gear Tube & Gear Assembly	64.00 58.00 46.00
	R8B1 R8B2 R8B3	Gear Spacer Shim Idler Gear Shaft	5.60 4.40 10.80
	R8C1 R8C2	Stainless Steel Slide Washer Brass Slide Block	4.20 4.60

Spare Spools and Back Plates

All Rec. Retail Prices include GST

MODEL	R1A Reel without Spool		R4A Drag Spool Only		R4B Plain Spool with Handles		R4C Drag Spool with all Drag Fittings		MODEL
		Price		Price		Price		Price	
35A1		26.35				14.15			35A1
355A, 355E		26.05				17.35			355A
40AIS		34.45				18.55			40AIS
40B		18.55				7.90			40B
40B XL		18.55		6.20		8.70		10.80	40B XL
425B/425BE		109.90		55.05				109.90	425B/425BE
45A1		43.75				18.75			45A1
45C1		48.45		15.95				39.60	45C1
455B		31.80				21.20			455B
455A, 455E		31.80				21.90			455E
456A12		31.80				21.90			456A12
456B		31.80				21.20			456B
475A52		52.05				53.50			475A52
475A5E		65.45				53.50			475A5E
475B		52.05				53.50			475B
500A5		53.30				35.55			500A5
500B		37.25				15.95			500B
500BC		38.35		12.65				31.40	500BC
500BC XL		38.35		15.65				41.90	500BC XL
500C5		57.10		28.65				57.10	500C5
520A52		39.40				26.25			520A52
525C52		75.00		37.60				75.00	525C52
55A5		71.45				38.45			55A5
55C5		80.05		36.10				80.00	55C5
550A5		76.30				41.10			550A5
550C5		90.90		45.55				90.90	550C5
600A5		84.45				45.40			600A5
600C5		103.00		51.65				103.00	600C5
600B		63.90				42.65			600B
600B XL		63.90				45.45			600B XL
600BC		67.10		30.40				67.10	600BC
600BC XL		74.10		30.40				74.10	600BC XL
600BCV		76.20		31.25				76.20	600BCV
615BC		67.10		26.90				53.65	615BC
625B		63.90				35.65			625B
650A5		93.95				51.00			650A5
650C5		103.50		44.85				103.40	650C5
650C5 HR		103.50		44.85				113.65	650C5 HR
650B		76.70				51.00			650B
650BC		81.60		44.85				99.60	650BC
650BC XL		87.00		44.85				106.35	650BC XL
650BE1		87.00		42.50				94.20	650BE1
650E5		103.50		63.25				126.45	650E5
6500BCV		88.95		45.85				108.70	6500BCV
651A5		93.95				80.05			651A5
651C5		110.75		67.70				135.20	651C5
651E5		110.75		67.70				135.20	651E5
655C52		94.95		47.50				94.95	655C52
700A5		134.65				57.65			700A5
700C5		138.30		50.95				113.15	700C5
700E5		138.30		50.95				113.15	700E5
725C52		109.55		54.90				109.55	725C52
825BCV									
925A52		113.85				61.40			925A52
925C52		123.30		61.70				123.30	925C52

SKETCH	REF NO	PART DESCRIPTION	Price	
	STANDARD SIZE BAIT PUMP BP24			
	P3AS	Body	27.20	
	P3B	Body Cap	4.00	
	P3CS	Body Cap Bush	7.00	
	P3D	Body Handle	14.40	
	P3ES	Plunger Rod	14.40	
	P3F	Plunger Handle	8.10	
	P3G	Plunger Handle Nut	3.00	
	P3HK	Plunger Rod Spacer Nut	5.70	
	P3J	Plunger Washer Plates (set)	5.00	
	P3K	Plunger Washers (set)	5.00	
	P3LS	Plunger Rod Buffers (pair)	5.00	
	P3M	Plunger Rod Hex Nut	4.00	
	P3O	Plunger Rod Wing Nut	5.00	
	KING SIZE BAIT PUMP BP30			
	P3AK	Body	34.80	
	P3B	Body Cap	4.00	
	P3CK	Body Cap Bush	7.00	
	P3D	Body Handle	14.40	
	P3EK	Plunger Rod	19.00	
	P3F	Plunger Handle	8.10	
	P3G	Plunger Handle Nut	3.00	
	P3HK	Plunger Rod Spacer Nut	5.70	
	P3J	Plunger Washer Plates (set)	5.00	
	P3K	Plunger Washers (set)	5.00	
	P3LK	Plunger Rod Buffers (pair)	5.00	
	P3O	Plunger Rod Wing Nut	5.00	
	SUPER SIZE BAIT PUMP BP100			
	P3ASU	Body	41.60	
	P3B	Body Cap	4.00	
	P3CK	Body Cap Bush	7.00	
	P3D	Body Handle	14.40	
	P3ESU	Plunger Rod	22.70	
	P3F	Plunger Handle	8.10	
	P3G	Plunger Handle Nut	3.00	
P3HK	Plunger Rod Spacer Nut	5.70		
P3J	Plunger Washer Plates (set)	5.00		
P3K	Plunger Washers (set)	5.00		
P3LK	Plunger Rod Buffers (pair)	5.00		
P3O	Plunger Rod Wing Nut	5.00		