

MODEL 650B

KEY NO.	DESCRIPTION	PART NO.
1	BASE ASSEMBLY	R2A2
2	BASE LEVER & RIVET	R2H2
3	BASE BOLT	R2D2
4	BASE BOLT NUT	R2F1
5	BASE WASHER (Stainless Steel)	R2L1
6	BASE LOCK SPRING	R2G13
7	RATCHET SPRING	R5G2
8	RATCHET LEVER SPRING	R5F4
9	RATCHET ASSEMBLY	R5E8
10	DRAG KNOB & WHEEL	R7K4
11	HANDLE SCREW	R4E5
11A	HANDLE	R4D4
11B	HANDLE LOCK NUT	R4G2
12	HANDLE ASSEMBLY	R4F5
13	FELT PLUG	R2H2
14	SPINDLE NUT	R6B9
15	SPINDLE SPRING	R6C5
17	SPINDLE	R6A19
18	SPINDLE FIBRE WASHER	R6J6
19	SPINDLE HEX NUT	R6F3
20	SPOOL WITH HANDLES	R4B
21	SPINDLE 'D' WASHER	R6D3
22	NITRILE WASHER	R7G1
23	SPOOL TENSION WASHER	R6R1
24	BACK PLATE ASS. (All Parts Except R4B)	R1A

Charles Alvey & Son Pty. Ltd. Trading as Alvey Reels (Australia) ACN 009 677 212
 2-6 Antimony St. Carole Park Qld 4300 Ph: (07) 3271 2844 Fax: (07) 3271 2451 Int Ph: 61 7-3271 2844 Int Fax: 61 7-3271 2451
 Postal Address: P.O. Box 105, Goodna 4300 Australia



B Series Direct Wind • BC Series Non Reverse Drag Graphite Backed Reels with side cast system

AUSTRALIAN MADE • AUSTRALIAN OWNED

CONGRATULATIONS and thank you for purchasing one of our new range of "Graphite" reels as your choice of fishing reel. This range of reels is constructed from the highest quality materials to ensure your reel will last for many years. Combining the lightness and strength of graphite in the back with a tough polymer alloy spool on your reel will make it balance beautifully on today's light graphite/fibreglass composite rods giving you the ultimate fishing outfit.

Small reels in this range feature our famous "Easy Cast" System. Just hold the spool of the reel turn 90 degrees to the casting position (no levers or buttons to press). These reels can be used right hand or left hand. The **600 & 650 series** casting system still incorporate our strong and reliable metal side cast system to give smooth long accurate casts.

Plus all these other advantages...

LONG, ACCURATE CASTS:

Now, with only the minimum of practice following Alvey instructions, you'll be able to cast further and more accurately than ever before.

CONTROL LARGE FISH WITH EASE:

Powerful one-to-one direct wind means you only need about a quarter of the effort required to lift a similar weight on a spinning reel.

YOU CAN FISH HARDER AND LONGER:

Simple, rugged construction means you can forget that fiddly maintenance, because your Alvey reel will resist the effects of salt water and sand.

MORE COMFORTABLE FISHING:

Low winch mount rods let you fish with your arms in a relaxed position.

NO LINE TWIST:

Use a small free-running swivel as the last piece in any rig and you'll never have line twist. (See illustrations inside)

DID YOU KNOW Alvey reels are fish sensitive?

Angling with an Alvey side-cast or boat reel means you're using a system that lets you 'feel' the bite directly through the handles as well as through the fingers you use to guide the line. No other reel gives you this unique direct contact with your bait or lure- and the fish.

5 YEAR GUARANTEE:

If your Alvey reel should ever fail because of faulty workmanship or materials, just return it to the place of purchase or to the factory and we'll repair it. Without charge.

Information on spring replacement:

600B, 625B, 650B, 500B

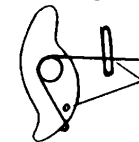


SPRING MUST CROSSOVER BEHIND POST ON BOTTOM OF PAWL

40B, 500BC



NOTE; 500BC PAWL DOES NOT HAVE A SPRING



650BC, 600BC
SPRING LOCATED IN SLOT OR HOLE AND AROUND PAWL IN FRONT OF POST.

RECOMMENDED LINE SIZE

For fish up to 1kg use 3 to 4kg line, gamefish 1 1/2 to 2 1/2kg use 5 or 6kg line, for larger fish use 7.5 to 10kg line. If fishing near rocks or other hazards use heavier line to help avoid line breakage.

FILLING THE SPOOL WITH LINE

Always take the line from the front of the dispenser, never the side.

Wind on firmly and evenly onto the spool, spreading the line to give a smooth casting base.

Never stretch a nylon monofilament onto a spool, when it goes back to its original length it will exert strong enough crushing action to damage your spool. Never allow loose coils to develop on your spool through careless uneven winding. Adopt the habit of applying light finger tension while the line is spread evenly over its bed.

SELECTING A ROD

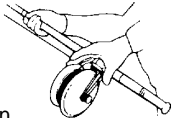
Your rod and reel outfit should be designed so you can hold it comfortable over long

The simple method for LONG DISTANCE SURF CASTING with the world's best side-cast reel - ALVEY!


1. To begin, place fingers of left hand on spool lip and thumb on release lever. Press lever... turn spool



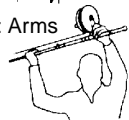
2. Turn spool a full quarter to open-face casting position.



3. Release line from open runner. Restrain line with thumb on spool.



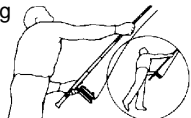
4. Casting position: Arms high rod held over shoulders, reel above rod.



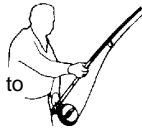
5. Casting action: Punch hard with right hand, pull downward with left hand.



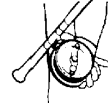
6. Casting drive: Follow through while releasing line grip as power is applied. Rod butt must clear left leg.



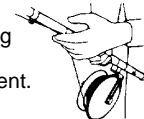
7. End of cast: Trap line at reel base. Turn drum back to fishing position.



8. Return line to open runner.



9 & 10 A comfortable fishing position makes hooking, playing or landing a fish more efficient.



If you're left-handed simply carry out above instructions the other way round.

periods. A matched set, which has a point of balance where its held in the left hand, will give you the most comfortable posture.

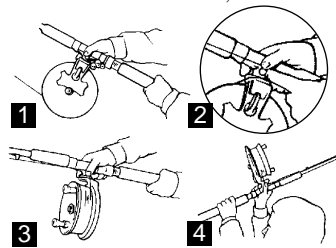
The use of a short butt brings the reel into a natural position for rewinding with your elbows at your side and without strain.

EASYCAST

The new Easycast system is even simpler, allowing juniors or novices to cast like an expert in just a few attempts. The new casting button holds the line in position as you prepare to cast. Turn the reel and cast - so easy!

Now with a smooth even casting action cast your rod and release line.

This method can be used overhead, underhand, backhand or forehand to avoid trees or obstacles.



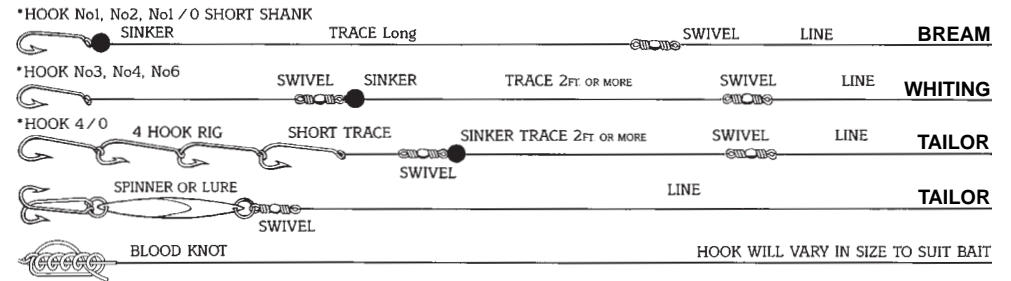
All reels that cast from the side of a stationary spool give maximum unrestricted casting, free from snarls or backlash, but it's essential that a small free running swivel is used as the last item above the rig.

The swivel must be above the weight. Whatever the rig always use the smallest practical swivel above any attachment to the line.

SWIVEL SIZES

Size No. 12 Lines 3 to 5kg breaking strain. Size No.10 Lines 6 to 7kg breaking strain. Size No.8 Lines 10 to 12kg breaking strain. Size No.6 Lines 12 to 17kg breaking strain.

TYPES OF RIG



ALVEY 'B' SERIES DIRECT WIND REEL

The ultimate in simplicity of construction, with the absolute minimum of wearing parts. 'B' Series reels have no star drag action. As the fish makes its run, even-line tension is maintained by the angler taking his or her fingers from the winding handle and putting them under the reel against the line still left in the spool well.

ALVEY + 'BC' SERIES NON-REVERSING DRAG MODELS

Incorporating a multi-plate friction clutch on larger models these reels give a wide range of tension settings which don't vary once set while battling with the fish, but the drag control star nut is positioned in such a way that adjustments can be made while the fish is played. With the pawl knob engaged, the handle locks in a stationary position while the spool continues to give line to the running fish.

SETTING THE DRAG

The drag system allows line to be pulled from the reel under tension without breaking when a fish strikes, or makes a quick run when

hooked. Set the drag by turning the anti-reverse on then pull the line against a small handscale. Adjust the drag tension from one third to no more than half the line's ideal strength. It's better to start fishing with the drag set too loose than too tight, and tightening it when the fish is on. If too tight, the line may break. Always loosen the drag completely after fishing.

PLAYING THE FISH

Once the fish has been hooked always keep a bend in the rod by holding it at an angle to the fish. With the power of an Alvey reel, you only need to hold the rod up and wind in. If the fish is too strong, let go some line until it tires then rewind. With large fish, pumping with the rod will help in landing it.

MAINTENANCE

Use Alvey reel Lube for working spindles etc. Then light machine oil on handles and index mechanism. After each day's fishing wash off salt and sand and lubricate as above before storage. Unless major overhaul is required, there's no need to strip the reel completely.

RIGS & SWIVELS

When used properly a brass swivel is a very inexpensive and efficient way to keep a fishing line in good condition.

Curls and twists in a line can be caused by many things, but can be kept to a minimum by a correct use of a swivel.